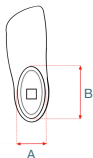


**Cover circumference - by how much to reduce [%]**

We recommend reducing the FlexCover circumference by a few percent, and even above ten percent for a very large calf. According to our customers' opinion, the FlexCover looks good with a circumference of less than 40 cm

0% - an exact copy of a healthy calf - not recommended

5% - 8% - the most widely used



A [mm]

B [mm]

Foot manufacturer, type and size

For example : OB Táleo TC50 L29

Knee manufacturer and type

For example : OB 3P80

Adapter
☐ 30

☐ 34
Colour
☐ Skin Tone1

☐ Grey

☐ Skin Tone3

☐ White

☐ Skin Tone6

☐ Black

☐ Gpaphite
Finish
☐ Matt varnish
(charged extra)
Tattoo (charged extra)
☐ Catalog number from
our website.
e.g.: 08-1001

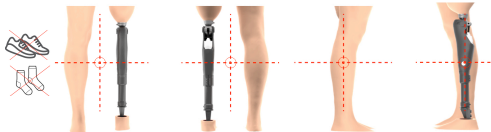
☐ Own

Check list :
☐
Photo of the foot or shell.

Both the outer and inner edges of the shell contour must be visible. The camera lens must be perpendicular to the pyramid.


☐

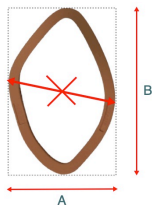
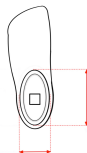
4 photos, as shown in the images above. The camera must be placed perpendicular to the legs, in a low position, and both legs must be centered on the photo. Please remember that all prosthetic components must be completely visible, including the socket. Please remove shoes, socks and any object that covers the prosthesis.


☐
Scan of the prosthesis and the patient's leg**Formats**

.stl
.obj



NOTES



- All our covers can be shortened from the bottom by several mm.
- In the factory state, the lower part of the cover is flat.
- In the case of the foot as shown in the picture, the lower part of the cover can be ground to the shape of the foot.
- If something is incomprehensible, look at our videos on the website in the menu - "VIDEOS"

